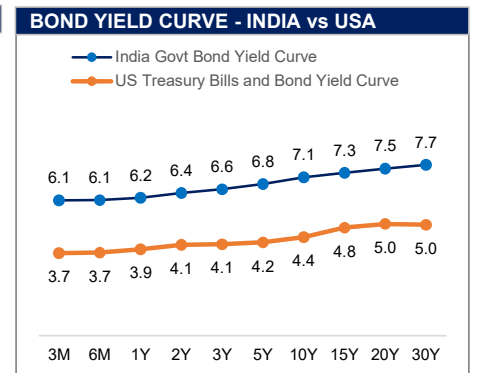
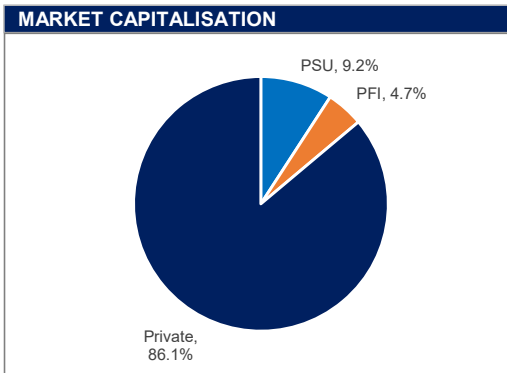
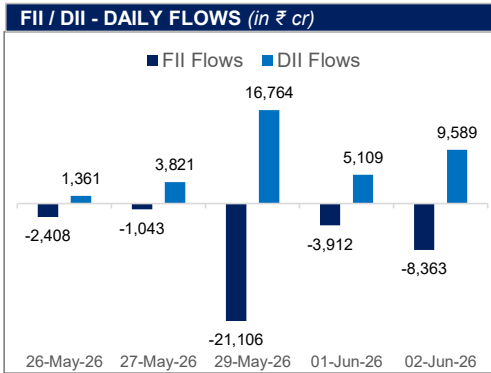




MARKET MONITOR

INDIAN INDICES	CLOSE	P.CLOSE	CHANGE	GLOBAL INDICES	CLOSE	P.CLOSE	CHANGE
NIFTY50	23,405.60	23,483.55	-0.33%	USA MARKETS			
BSE SENSEX	74,346.17	74,649.84	-0.41%	DOW JONES	51,307.79	51,078.88	0.45%
NIFTY MIDCAP 150	22,220.50	22,305.85	-0.38%	S&P 500	7,609.78	7,599.96	0.13%
NIFTY SMALL CAP 250	16,954.45	16,946.60	0.05%	NASDAQ	30,660.60	30,513.86	0.48%
NIFTY AUTO	26,092.80	26,079.45	0.05%	EUROPEAN MARKETS			
NIFTY BANK	54,185.95	53,714.65	0.88%	UK - FTSE100	10,345.05	10,373.51	-0.27%
NIFTY FMCG	48,123.95	48,612.80	-1.01%	FRANCE - CAC	8,187.22	8,209.09	-0.27%
NIFTY HEALTHCARE	15,270.70	15,188.20	0.54%	GERMANY - DAX	24,882.98	25,124.17	-0.96%
NIFTY INFO-TECH	29,384.45	31,116.55	-5.57%	ASIAN MARKETS			
NIFTY DEFENCE	9,024.45	8,990.45	0.38%	JAPAN - NIKKEI 225	68,402.13	66,734.24	2.50%
NIFTY METAL	13,535.20	13,557.65	-0.17%	CHINA - SHANGHAI COMPOSITE	4,083.97	4,075.10	0.22%
NIFTY OIL AND GAS	11,130.80	11,138.90	-0.07%	HONG KONG - HANG SENG	25,633.21	26,038.32	-1.56%
BSE PSU	20,832.11	20,719.44	0.54%	SINGAPORE - STRAITS TIMES	5,138.24	5,097.42	0.80%
NIFTY PSE	10,089.55	10,082.35	0.07%				
NIFTY 10Y G-SEC	2,609.45	2,606.78	0.10%				



MACROS

Real GDP Growth Rate - 2026-27 (Projected)	6.90%	Repo Rate	5.25%
CPI Inflation - 2026-27 (Projected)	4.60%	India Government 10Y Bond Yield	7.03%
Market Capitalisation (in ₹ cr)	4,62,02,704.84	Spot Foreign Exchange Rate (INR/USD)	95.71
Investor Accounts (in cr)	22.68	Foreign Exchange Reserves (in \$ Bn)	681.38

DERIVATIVES

Sensex Futures	25-06-2026	30-07-2026	27-08-2026
	74,825	75,340	75,800
NIFTY50 Futures	30-06-2026	28-07-2026	25-08-2026
	23,490	23,592	23,700
Brent Futures (\$ per barrel)	Jul-26	Sep-26	Dec-26
	98.53	93.02	87.23
INR/USD Forward Rate	1 Month	3 Months	12 Months
	96.07	96.69	98.88

MARKET SIGNALS

- 1) The BSE dropped 303.67 points, or 0.41%, to end at 74,346.17, while the Nifty 50 ended at 23,405.60, down 77.95 points, or 0.33%.
- 2) DII bought equities worth ₹9,589 Cr. FII sold equities worth of ₹8,363 Cr on Tuesday.
- 3) The HSBC India Services PMI rose to 59.8 in May, up from 58.8 in April.
- 4) Pension ULIPs jump 10-fold in FY26 as Indians focus on retirement: Report
- 5) UPI transactions touched a record Rs. 29.90 lakh crore (US\$ 312.21 billion) in value in May, according to the National Payments Corporation of India