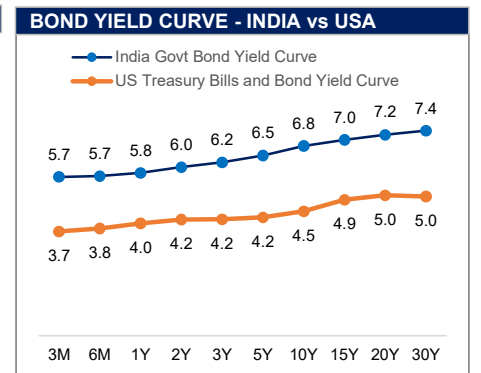
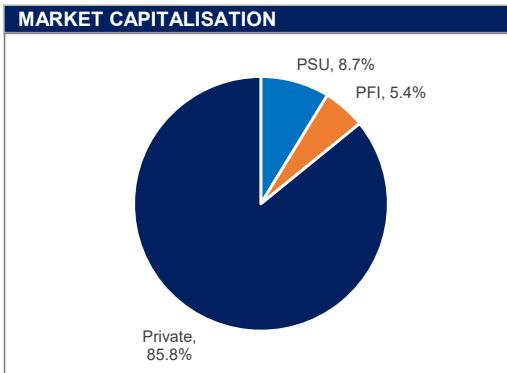
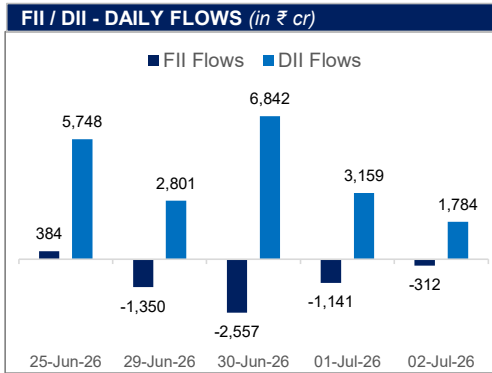




MARKET MONITOR

INDIAN INDICES	CLOSE	P.CLOSE	CHANGE	GLOBAL INDICES	CLOSE	P.CLOSE	CHANGE
NIFTY50	24,270.85	24,175.70	0.39%	USA MARKETS			
BSE SENSEX	77,763.91	77,502.12	0.34%	DOW JONES	52,900.07	52,305.24	1.14%
NIFTY MIDCAP 150	22,884.35	22,934.90	-0.22%	S&P 500	7,483.24	7,483.23	0.00%
NIFTY SMALL CAP 250	17,996.25	17,983.35	0.07%	NASDAQ	29,329.21	29,809.13	-1.61%
NIFTY AUTO	26,988.10	27,108.20	-0.44%	EUROPEAN MARKETS			
NIFTY BANK	57,938.50	58,031.65	-0.161%	UK - FTSE100	10,622.69	10,652.87	-0.28%
NIFTY FMCG	50,096.40	50,084.70	0.02%	FRANCE - CAC	8,477.10	8,474.86	0.03%
NIFTY HEALTHCARE	16,441.45	16,150.90	1.80%	GERMANY - DAX	25,685.54	25,580.88	0.41%
NIFTY INFO-TECH	27,439.40	26,965.05	1.76%	ASIAN MARKETS			
NIFTY DEFENCE	9,574.05	9,604.50	-0.32%	JAPAN - NIKKEI 225	69,744.07	68,733.15	1.47%
NIFTY METAL	12,598.45	12,503.90	0.76%	CHINA - SHANGHAI COMPOSITE	4,043.64	4,028.90	0.37%
NIFTY OIL AND GAS	11,136.20	11,132.50	0.03%	HONG KONG - HANG SENG	23,350.03	23,055.03	1.28%
BSE PSU	20,912.72	21,018.86	-0.50%	SINGAPORE - STRAITS TIMES	5,244.29	5,217.15	0.52%
NIFTY PSE	10,011.90	10,039.05	-0.27%				
NIFTY 10Y G-SEC	2,674.92	2,668.42	0.24%				



MACROS

Real GDP Growth Rate - 2026-27 (Projected)	6.60%	Repo Rate	5.25%
CPI Inflation - 2026-27 (Projected)	5.10%	India Government 10Y Bond Yield	6.71%
Market Capitalisation (in ₹ cr)	4,79,25,723.82	Spot Foreign Exchange Rate (INR/USD)	95.22
Investor Accounts (in cr)	22.90	Foreign Exchange Reserves (in \$ Bn)	672.59

DERIVATIVES

	30-07-2026	27-08-2026	24-09-2026
Sensex Futures	78,129	78,565	79,211
	28-07-2026	25-08-2026	29-09-2026
NIFTY50 Futures	24,351	24,450	24,622
	Aug-26	Oct-26	Jan-27
Brent Futures (\$ per barrel)	71.76	72.09	71.99
	1 Month	3 Months	12 Months
INR/USD Forward Rate	95.48	95.93	97.89

- MARKET SIGNALS**
- The BSE Sensex ended 261.79 points, or 0.34%, higher at 77,763.91, while the Nifty 50 settled at 24,270.85, rising 95.15 points, or 0.39%.
 - DII bought equities worth ₹1,784 Cr. FII sold equities worth of ₹312 Cr on Thursday.
 - RBI's balance sheet expanded sharply in FY26, crossing ₹91.97 lakh crore and registering a growth of 20.6% over the previous year.
 - MCX gold August futures were 1.44% up at ₹1,47,860 per 10 grams, while MCX silver September contracts were 1.80% up at ₹2,37,494 per kg.
 - The HSBC India Services PMI Business Activity fell to 57.4 in June from 59.8 in May, marking the weakest expansion in 17 months.