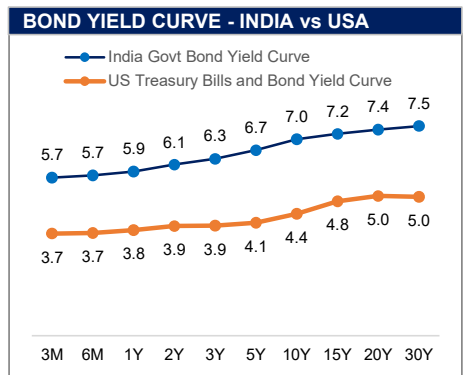
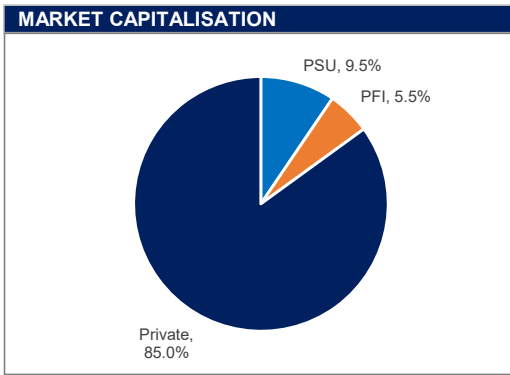
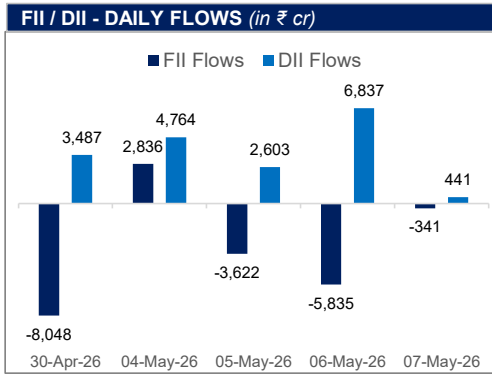




MARKET MONITOR

INDIAN INDICES				GLOBAL INDICES			
	CLOSE	P.CLOSE	CHANGE		CLOSE	P.CLOSE	CHANGE
NIFTY50	24,176.15	24,326.65	-0.62%	USA MARKETS			
BSE SENSEX	77,328.19	77,844.52	-0.66%	DOW JONES	49,596.97	49,910.59	-0.63%
NIFTY MIDCAP 150	22,772.40	22,804.95	-0.14%	S&P 500	7,337.11	7,365.12	-0.38%
NIFTY SMALL CAP 250	17,437.50	17,409.00	0.16%	NASDAQ	28,563.95	28,599.17	-0.12%
NIFTY AUTO	27,259.85	27,339.95	-0.29%	EUROPEAN MARKETS			
NIFTY BANK	55,310.55	56,047.40	-1.31%	UK - FTSE100	10,270.23	10,276.95	-0.07%
NIFTY FMCG	51,165.90	51,068.45	0.19%	FRANCE - CAC	8,150.19	8,202.08	-0.63%
NIFTY HEALTHCARE	15,416.80	15,391.10	0.17%	GERMANY - DAX	24,496.96	24,663.61	-0.68%
NIFTY INFO-TECH	29,394.20	29,043.50	1.21%	ASIAN MARKETS			
NIFTY DEFENCE	9,391.05	9,420.40	-0.31%	JAPAN - NIKKEI 225	62,713.65	62,833.84	-0.19%
NIFTY METAL	13,050.95	13,165.40	-0.87%	CHINA - SHANGHAI COMPOSITE	4,179.95	4,180.09	0.00%
NIFTY OIL AND GAS	11,598.85	11,708.60	-0.94%	HONG KONG - HANG SENG	26,393.71	26,626.28	-0.87%
BSE PSU	21,838.29	22,240.46	-1.81%	SINGAPORE - STRAITS TIMES	4,921.90	4,941.96	-0.41%
NIFTY PSE	10,711.20	10,764.45	-0.49%				
NIFTY 10Y G-SEC	2,617.15	2,619.24	-0.08%				



MACROS

Real GDP Growth Rate - 2026-27 (Projected)	6.90%	Repo Rate	5.25%
CPI Inflation - 2026-27 (Projected)	4.60%	India Government 10Y Bond Yield	6.98%
Market Capitalisation (in ₹ cr)	4,74,65,307.73	Spot Foreign Exchange Rate (INR/USD)	94.48
Investor Accounts (in cr)	22.64	Foreign Exchange Reserves (in \$ Bn)	698.49

DERIVATIVES

Sensex Futures	27-05-2026	25-06-2026	30-07-2026
	77,675	78,084	78,750
NIFTY50 Futures	26-05-2026	30-06-2026	28-07-2026
	24,229	24,343	24,475
Brent Futures (\$ per barrel)	Jun-26	Aug-26	Nov-26
	100.07	92.77	85.44
INR/USD Forward Rate	1 Month	3 Months	12 Months
	94.72	95.29	97.65

- MARKET SIGNALS**
- 1) The BSE Sensex dropped 516.33 points, or 0.66%, to end at 77,328.19, while the Nifty 50 ended at 24,176.15, down 150.50 points, or 0.62%.
 - 2) DII bought equities worth ₹441 Cr. FII sold equities worth of ₹341 Cr on Thursday.
 - 3) CPSEs capex rose 63% YoY to ₹81,107 crore in April, acc to Department of Public Enterprises data.
 - 4) India's electricity demand is expected to rebound sharply to 5-5.5% growth in FY27 after slowing to around 1% in the previous fiscal, acc to rating agency ICRA.
 - 5) On MCX, August gold contracts gained ₹689, or 0.45%, to trade at ₹1,52,950 per 10 grams, with turnover at 1,206 lots.