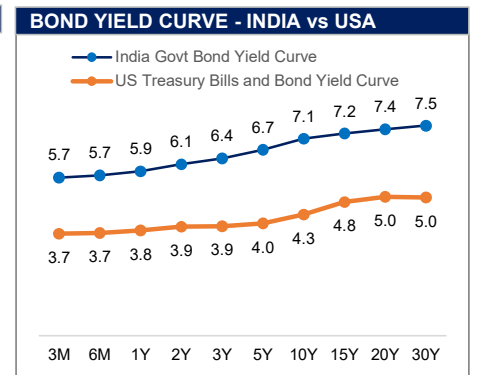
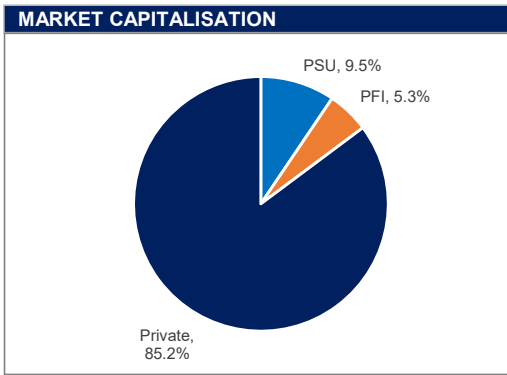
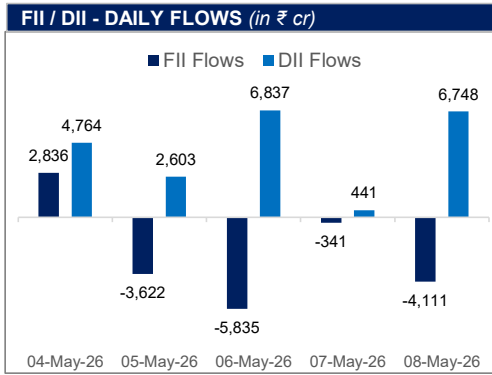




MARKET MONITOR

INDIAN INDICES				GLOBAL INDICES			
	CLOSE	P.CLOSE	CHANGE		CLOSE	P.CLOSE	CHANGE
NIFTY50	23,815.85	24,176.15	-1.49%	USA MARKETS			
BSE SENSEX	76,015.28	77,328.19	-1.70%	DOW JONES	49,609.16	49,596.97	0.02%
NIFTY MIDCAP 150	22,526.60	22,772.40	-1.08%	S&P 500	7,398.93	7,337.11	0.84%
NIFTY SMALL CAP 250	17,253.50	17,437.50	-1.06%	NASDAQ	29,234.99	28,563.95	2.35%
NIFTY AUTO	26,753.40	27,259.85	-1.86%	EUROPEAN MARKETS			
NIFTY BANK	54,439.90	55,310.55	-1.57%	UK - FTSE100	10,249.32	10,233.07	0.16%
NIFTY FMCG	51,205.65	51,165.90	0.08%	FRANCE - CAC	8,034.13	8,112.57	-0.97%
NIFTY HEALTHCARE	15,485.85	15,416.80	0.45%	GERMANY - DAX	24,287.66	24,338.63	-0.21%
NIFTY INFO-TECH	29,329.45	29,394.20	-0.22%	ASIAN MARKETS			
NIFTY DEFENCE	9,281.45	9,391.05	-1.17%	JAPAN - NIKKEI 225	62,417.88	62,713.65	-0.47%
NIFTY METAL	12,926.40	13,050.95	-0.95%	CHINA - SHANGHAI COMPOSITE	4,225.02	4,179.95	1.08%
NIFTY OIL AND GAS	11,339.00	11,598.85	-2.24%	HONG KONG - HANG SENG	26,406.84	26,393.71	0.05%
BSE PSU	21,385.50	21,838.29	-2.07%	SINGAPORE - STRAITS TIMES	4,942.77	4,921.90	0.42%
NIFTY PSE	10,566.30	10,711.20	-1.35%				
NIFTY 10Y G-SEC	2,608.82	2,617.15	-0.32%				



MACROS

Real GDP Growth Rate - 2026-27 (Projected)	6.90%	Repo Rate	5.25%
CPI Inflation - 2026-27 (Projected)	4.60%	India Government 10Y Bond Yield	7.04%
Market Capitalisation (in ₹ cr)	4,73,10,919.39	Spot Foreign Exchange Rate (INR/USD)	95.31
Investor Accounts (in cr)	22.64	Foreign Exchange Reserves (in \$ Bn)	690.69

DERIVATIVES

Sensex Futures	27-05-2026	25-06-2026	30-07-2026
	76,378	76,836	77,582
	26-05-2026	30-06-2026	28-07-2026
NIFTY50 Futures	23,860	23,959	24,100
Brent Futures (\$ per barrel)	Jun-26	Aug-26	Nov-26
	103.70	96.03	88.16
INR/USD Forward Rate	1 Month	3 Months	12 Months
	95.55	96.12	98.48

- MARKET SIGNALS**
- The BSE Sensex dropped 1312.91 points, or 1.70%, to end at 76,015.28, while the Nifty 50 ended at 23,815.85, down 360.30 points, or 1.49%.
 - DII bought equities worth ₹6,748 Cr. FII sold equities worth of ₹4,111 Cr on Friday.
 - NSE cash segment average daily turnover (ADT) rose 8% m-o-m to a 20-month high of ₹1.35 lakh cr in April, compared with ₹1.25 lakh cr in March.
 - Foreign Portfolio Investors' ownership in Indian equities declined to 14.7%, the lowest level since June 2012, compared with 19.9% a decade ago, acc to NSDL data.
 - India's mutual fund industry recorded net inflows of ₹3.22 lakh cr in April 2026, taking total assets under management (AUM) to ₹81.92 lakh cr, acc to AMFI data.