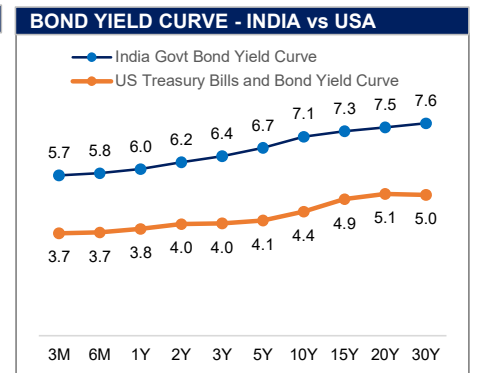
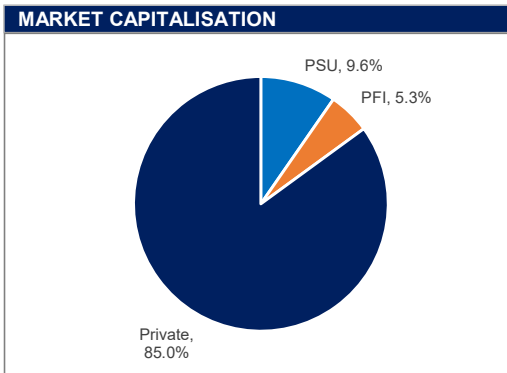
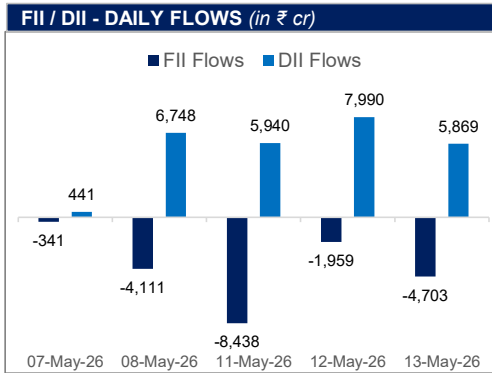




**MARKET MONITOR**

INDIAN INDICES				GLOBAL INDICES			
	CLOSE	P.CLOSE	CHANGE		CLOSE	P.CLOSE	CHANGE
NIFTY50	23,689.60	23,412.60	1.18%	<b>USA MARKETS</b>			
BSE SENSEX	75,398.72	74,608.98	1.06%	DOW JONES	49,693.20	49,760.56	-0.14%
NIFTY MIDCAP 150	22,357.15	22,096.50	1.18%	S&P 500	7,444.25	7,400.96	0.58%
NIFTY SMALL CAP 250	16,789.00	16,784.00	0.03%	NASDAQ	29,366.94	29,064.80	1.04%
NIFTY AUTO	26,049.70	25,888.95	0.62%	<b>EUROPEAN MARKETS</b>			
NIFTY BANK	54,128.95	53,456.15	1.26%	UK - FTSE100	10,351.08	10,325.35	0.25%
NIFTY FMCG	50,779.15	50,604.85	0.34%	FRANCE - CAC	8,062.12	8,007.97	0.68%
NIFTY HEALTHCARE	15,712.35	15,320.45	2.56%	GERMANY - DAX	24,474.83	24,136.81	1.40%
NIFTY INFO-TECH	27,360.35	27,916.65	-1.99%	<b>ASIAN MARKETS</b>			
NIFTY DEFENCE	9,169.50	9,094.40	0.83%	JAPAN - NIKKEI 225	62,654.05	63,272.11	-0.98%
NIFTY METAL	13,562.25	13,290.80	2.04%	CHINA - SHANGHAI COMPOSITE	4,177.92	4,242.57	-1.52%
NIFTY OIL AND GAS	11,442.20	11,437.55	0.04%	HONG KONG - HANG SENG	26,389.04	26,388.44	0.00%
BSE PSU	21,481.87	21,352.01	0.61%	SINGAPORE - STRAITS TIMES	4,995.94	5,003.96	-0.16%
NIFTY PSE	10,600.60	10,568.35	0.31%				
NIFTY 10Y G-SEC	2,598.56	2,598.65	0.00%				



**MACROS**

Real GDP Growth Rate - 2026-27 (Projected)	6.90%	Repo Rate	5.25%
CPI Inflation - 2026-27 (Projected)	4.60%	India Government 10Y Bond Yield	7.01%
Market Capitalisation (in ₹ cr)	4,58,06,213.04	Spot Foreign Exchange Rate (INR/USD)	95.77
Investor Accounts (in cr)	22.68	Foreign Exchange Reserves (in \$ Bn)	690.69

**DERIVATIVES**

	27-05-2026	25-06-2026	30-07-2026
Sensex Futures	75,558	75,939	76,429
	26-05-2026	30-06-2026	28-07-2026
NIFTY50 Futures	23,730	23,826	23,926
	Jun-26	Aug-26	Nov-26
Brent Futures (\$ per barrel)	105.58	97.41	89.00
	1 Month	3 Months	12 Months
INR/USD Forward Rate	95.98	96.48	98.75

- MARKET SIGNALS**
- The BSE Sensex ended 789.74 points, or 1.06%, higher at 75,398.72, while the Nifty 50 settled at 23,689.60, rising 277.00 points, or 1.18%.
  - DII bought equities worth ₹5,869 Cr. FII sold equities worth of ₹4,703 Cr on Wednesday.
  - India's wholesale price inflation surged to a 42-month high of 8.3% in April 2026 from 3.88% in March, mainly due to higher fuel and energy prices, according to the Ministry of Commerce and Industry.
  - Morgan Stanley raised India's FY27 growth forecast to 6.7% from 6.2%, citing resilient domestic demand despite global uncertainties.
  - India's PEVC investments declined 17% year-on-year to \$36 billion in 2025, according to a Bain & Company report.