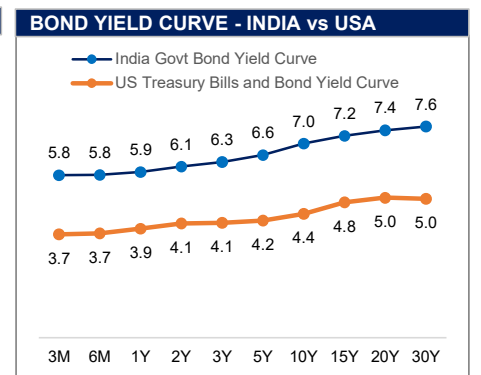
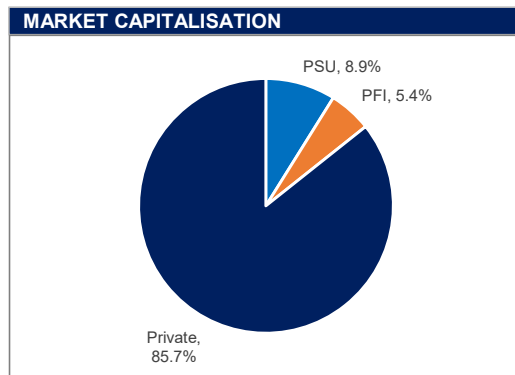
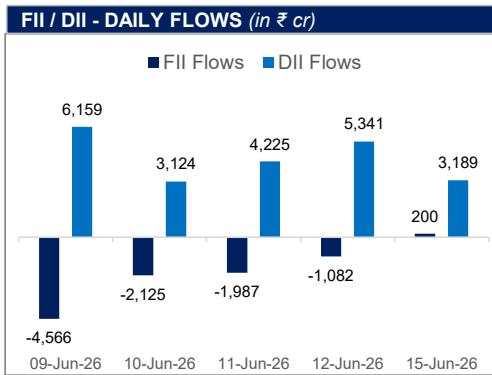




MARKET MONITOR

INDIAN INDICES				GLOBAL INDICES			
	CLOSE	P.CLOSE	CHANGE		CLOSE	P.CLOSE	CHANGE
NIFTY50	23,989.15	23,853.90	0.57%	USA MARKETS			
BSE SENSEX	76,808.48	76,264.33	0.71%	DOW JONES	51,671.03	51,202.26	0.92%
NIFTY MIDCAP 150	22,671.40	22,585.10	0.38%	S&P 500	7,554.29	7,431.46	1.65%
NIFTY SMALL CAP 250	17,369.25	17,292.70	0.44%	NASDAQ	30,543.92	29,635.95	3.06%
NIFTY AUTO	26,891.55	26,977.50	-0.32%	EUROPEAN MARKETS			
NIFTY BANK	57,297.15	57,198.80	0.17%	UK - FTSE100	10,483.05	10,430.62	0.50%
NIFTY FMCG	49,642.40	49,043.40	1.22%	FRANCE - CAC	8,431.75	8,384.01	0.57%
NIFTY HEALTHCARE	15,433.00	15,488.55	-0.36%	GERMANY - DAX	25,040.60	24,894.01	0.59%
NIFTY INFO-TECH	28,568.10	28,067.90	1.78%	ASIAN MARKETS			
NIFTY DEFENCE	9,130.75	9,129.80	0.01%	JAPAN - NIKKEI 225	69,404.50	69,317.50	0.13%
NIFTY METAL	12,881.50	13,083.85	-1.55%	CHINA - SHANGHAI COMPOSITE	4,091.89	4,096.47	-0.11%
NIFTY OIL AND GAS	11,294.60	11,180.60	1.02%	HONG KONG - HANG SENG	24,493.95	24,842.67	-1.40%
BSE PSU	20,937.32	20,902.54	0.17%	SINGAPORE - STRAITS TIMES	5,116.86	5,077.29	0.78%
NIFTY PSE	10,017.35	9,953.90	0.64%				
NIFTY 10Y G-SEC	2,638.69	2,631.94	0.26%				



MACROS

Real GDP Growth Rate - 2026-27 (Projected)	6.60%	Repo Rate	5.25%
CPI Inflation - 2026-27 (Projected)	5.10%	India Government 10Y Bond Yield	6.88%
Market Capitalisation (in ₹ cr)	4,69,54,923.06	Spot Foreign Exchange Rate (INR/USD)	94.57
Investor Accounts (in cr)	22.90	Foreign Exchange Reserves (in \$ Bn)	681.61

DERIVATIVES

	25-06-2026	30-07-2026	27-08-2026
Sensex Futures	76,821	77,279	77,740
	30-06-2026	28-07-2026	25-08-2026
NIFTY50 Futures	24,007	24,093	24,200
	Jul-26	Sep-26	Dec-26
Brent Futures (\$ per barrel)	81.16	79.74	77.80
	1 Month	3 Months	12 Months
INR/USD Forward Rate	94.80	95.30	97.23

- MARKET SIGNALS**
- The BSE Sensex ended 544.15 points, or 0.71%, higher at 76,808.48, while the Nifty 50 settled at 23,989.15, rising 135.25 points, or 0.57%.
 - DII bought equities worth ₹3,189 Cr. FII bought equities worth of ₹200 Cr on Monday.
 - NSE Indices Limited has launched 11 new sectoral indices, increasing its total to 34 and enhancing market representation.
 - India's unemployment rate climbed to an 11-month high of 5.5% in May from 5.2% in April, acc to the Periodic Labour Force Survey (PLFS).
 - Brent crude futures were down 2.4% trading near the \$81 per barrel mark, while West Texas Intermediate (WTI) was down 2.6% at around the \$78 per barrel level.