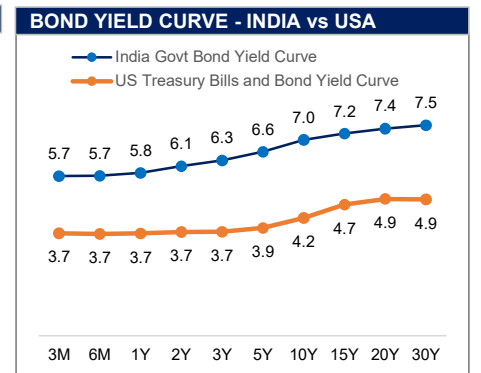
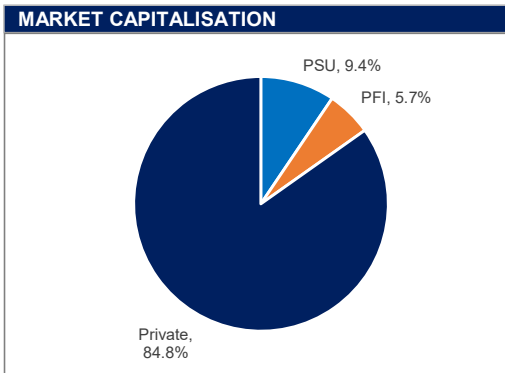
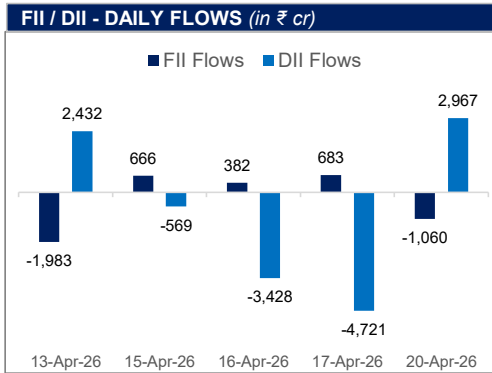




MARKET MONITOR

INDIAN INDICES	CLOSE	P.CLOSE	CHANGE	GLOBAL INDICES	CLOSE	P.CLOSE	CHANGE
NIFTY50	24,576.60	24,364.85	0.87%	USA MARKETS			
BSE SENSEX	79,273.33	78,520.30	0.96%	DOW JONES	49,442.56	49,447.43	-0.01%
NIFTY MIDCAP 150	22,141.60	22,025.15	0.53%	S&P 500	7,109.14	7,126.06	-0.24%
NIFTY SMALL CAP 250	16,513.20	16,379.50	0.82%	NASDAQ	26,590.34	26,672.43	-0.31%
NIFTY AUTO	26,625.20	26,522.30	0.39%	EUROPEAN MARKETS			
NIFTY BANK	57,371.45	56,582.35	1.39%	UK - FTSE100	10,607.46	10,609.08	-0.02%
NIFTY FMCG	50,820.10	49,555.75	2.55%	FRANCE - CAC	8,343.07	8,331.05	0.14%
NIFTY HEALTHCARE	14,507.05	14,471.40	0.25%	GERMANY - DAX	24,553.14	24,417.80	0.55%
NIFTY INFO-TECH	31,729.10	31,585.75	0.45%	ASIAN MARKETS			
NIFTY DEFENCE	8,826.25	8,760.60	0.75%	JAPAN - NIKKEI 225	59,349.17	58,824.89	0.89%
NIFTY METAL	12,835.00	12,829.65	0.04%	CHINA - SHANGHAI COMPOSITE	4,085.08	4,082.13	0.07%
NIFTY OIL AND GAS	11,442.70	11,434.40	0.07%	HONG KONG - HANG SENG	26,487.48	26,361.07	0.48%
BSE PSU	22,190.33	22,147.41	0.19%	SINGAPORE - STRAITS TIMES	5,014.96	5,004.07	0.22%
NIFTY PSE	10,625.50	10,628.65	-0.03%				
NIFTY 10Y G-SEC	2,615.03	2,612.49	0.10%				



MACROS

Real GDP Growth Rate - 2026-27 (Projected)	6.90%	Repo Rate	5.25%
CPI Inflation - 2026-27 (Projected)	4.60%	India Government 10Y Bond Yield	6.89%
Market Capitalisation (in ₹ cr)	4,65,11,145.79	Spot Foreign Exchange Rate (INR/USD)	93.50
Investor Accounts (in cr)	22.45	Foreign Exchange Reserves (in \$ Bn)	700.95

DERIVATIVES

	30-04-2026	27-05-2026	25-06-2026
Sensex Futures	79,375	79,855	80,350
	28-04-2026	26-05-2026	30-06-2026
NIFTY50 Futures	24,586	24,718	24,845
	May-26	Jul-26	Oct-26
Brent Futures (\$ per barrel)	95.07	87.43	82.09
	1 Month	3 Months	12 Months
INR/USD Forward Rate	93.80	94.40	96.49

MARKET SIGNALS

- The BSE Sensex ended 753.03 points, or 0.96%, higher at 79,273.33, while the Nifty 50 settled at 24,576.60, rising 211.75 points, or 0.87%.
- DII bought equities worth ₹2,967 Cr. FII sold equities worth of ₹1,060 Cr on Monday.
- India's core infrastructure sector contracted 0.4% y-o-y in March, reversing February's 2.8% growth, amid supply chain disruptions linked to the West Asia conflict that affected energy-related industries.
- Net inflows into gold ETFs reached a record ₹68,87 crore in FY26, increasing their share of total MF industry inflows to nearly 10%, compared to the historical range of 1-3%.
- India's economy is projected to grow at 6.4% this year and 6.6% in 2027, according to a report by the United Nations.