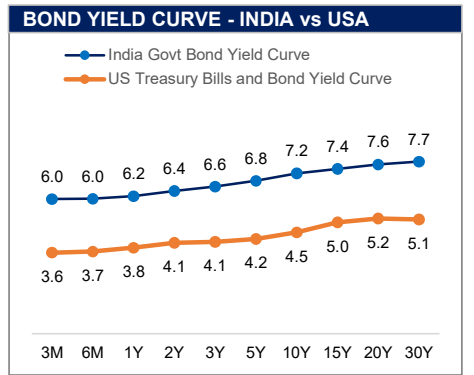
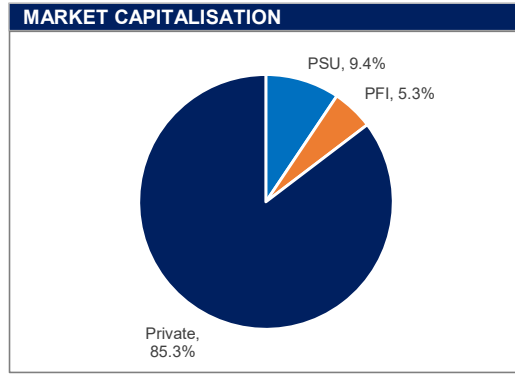
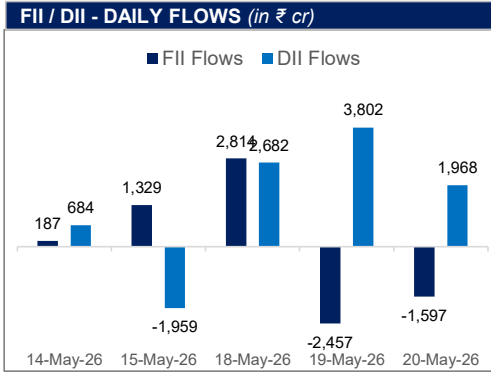




MARKET MONITOR

INDIAN INDICES	CLOSE	P.CLOSE	CHANGE	GLOBAL INDICES	CLOSE	P.CLOSE	CHANGE
NIFTY50	23,654.70	23,659.00	-0.02%	USA MARKETS			
BSE SENSEX	75,183.36	75,318.39	-0.18%	DOW JONES	50,009.35	49,363.88	1.31%
NIFTY MIDCAP 150	22,479.15	22,457.40	0.10%	S&P 500	7,432.97	7,353.61	1.08%
NIFTY SMALL CAP 250	16,796.30	16,678.05	0.71%	NASDAQ	29,297.70	28,818.84	1.66%
NIFTY AUTO	25,986.25	25,914.35	0.28%	EUROPEAN MARKETS			
NIFTY BANK	53,439.40	53,562.20	-0.23%	UK - FTSE100	10,435.54	10,432.34	0.03%
NIFTY FMCG	50,263.55	50,520.55	-0.51%	FRANCE - CAC	8,148.74	8,117.42	0.39%
NIFTY HEALTHCARE	15,913.75	15,851.05	0.40%	GERMANY - DAX	24,860.31	24,737.24	0.50%
NIFTY INFO-TECH	29,021.10	29,185.15	-0.56%	ASIAN MARKETS			
NIFTY DEFENCE	9,119.55	8,991.10	1.43%	JAPAN - NIKKEI 225	61,684.14	59,804.41	3.14%
NIFTY METAL	13,213.50	13,186.50	0.20%	CHINA - SHANGHAI COMPOSITE	4,077.28	4,162.19	-2.04%
NIFTY OIL AND GAS	11,377.55	11,359.00	0.16%	HONG KONG - HANG SENG	25,386.52	25,651.12	-1.03%
BSE PSU	21,027.49	20,980.54	0.22%	SINGAPORE - STRAITS TIMES	5,045.71	5,044.91	0.02%
NIFTY PSE	10,412.35	10,385.65	0.26%				
NIFTY 10Y G-SEC	2,597.23	2,592.89	0.17%				



MACROS

Real GDP Growth Rate - 2026-27 (Projected)	6.90%	Repo Rate	5.25%
CPI Inflation - 2026-27 (Projected)	4.60%	India Government 10Y Bond Yield	7.08%
Market Capitalisation (in ₹ cr)	4,60,44,252.20	Spot Foreign Exchange Rate (INR/USD)	96.20
Investor Accounts (in cr)	22.68	Foreign Exchange Reserves (in \$ Bn)	696.99

DERIVATIVES

Sensex Futures	27-05-2026	25-06-2026	30-07-2026
	75,140	75,520	76,097
NIFTY50 Futures	26-05-2026	30-06-2026	28-07-2026
	23,635	23,715	23,813
Brent Futures (\$ per barrel)	Jun-26	Aug-26	Nov-26
	104.20	96.90	88.63
INR/USD Forward Rate	1 Month	3 Months	12 Months
	96.46	97.01	99.37

- MARKET SIGNALS**
- The BSE Sensex dropped 135.03 points, or 0.18%, to end at 75,183.36, while the Nifty 50 ended at 23,654.70, down 4.30 points, or 0.02%.
 - DII bought equities worth ₹1,968 Cr. FII sold equities worth of ₹1,597 Cr on Wednesday.
 - India's economy is expected to grow 6.4% in fiscal 2026-27, slowing from an estimated 7.5% expansion in FY26, according to a United Nations report.
 - India's core infrastructure sector growth rose 1.7% y-o-y in April, up from 1.2% in March, according to provisional data released by the commerce and industry ministry.
 - India's private sector activity remained in expansion territory in May, as the HSBC Flash India Composite PMI edged down to 58.1 from 58.2 in April, indicating continued growth momentum, according to S&P Global data.