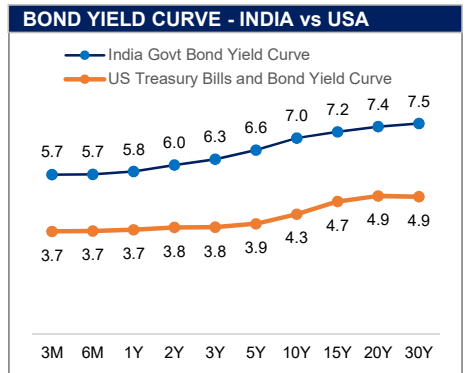
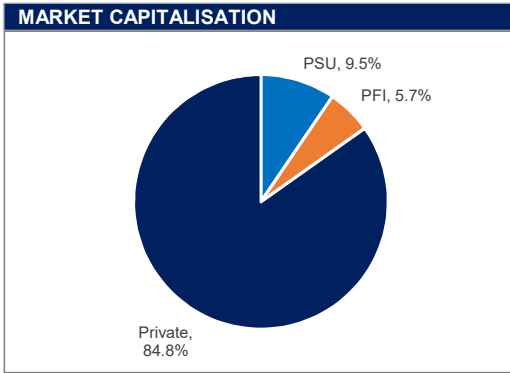
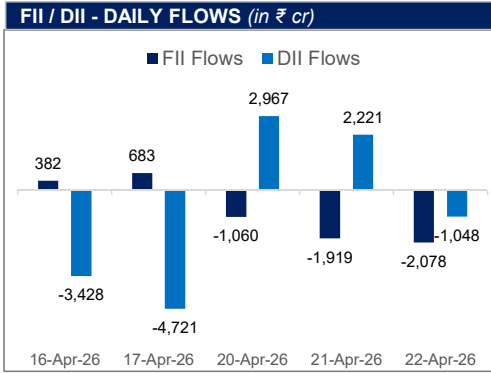




**MARKET MONITOR**

INDIAN INDICES				GLOBAL INDICES			
	CLOSE	P.CLOSE	CHANGE		CLOSE	P.CLOSE	CHANGE
<b>NIFTY50</b>	24,173.05	24,378.10	-0.84%	<b>USA MARKETS</b>			
<b>BSE SENSEX</b>	77,664.00	78,516.49	-1.09%	<b>DOW JONES</b>	49,490.03	49,149.38	0.69%
<b>NIFTY MIDCAP 150</b>	22,099.30	22,191.05	-0.41%	<b>S&amp;P 500</b>	7,137.90	7,064.01	1.05%
<b>NIFTY SMALL CAP 250</b>	16,592.45	16,683.45	-0.55%	<b>NASDAQ</b>	26,937.28	26,479.47	1.73%
<b>NIFTY AUTO</b>	25,828.10	26,450.25	-2.35%	<b>EUROPEAN MARKETS</b>			
<b>NIFTY BANK</b>	56,305.00	57,124.45	-1.43%	<b>UK - FTSE100</b>	10,370.57	10,476.46	-1.01%
<b>NIFTY FMCG</b>	51,140.50	51,199.00	-0.11%	<b>FRANCE - CAC</b>	8,157.86	8,156.43	0.02%
<b>NIFTY HEALTHCARE</b>	14,790.65	14,484.90	2.11%	<b>GERMANY - DAX</b>	24,054.99	24,194.90	-0.58%
<b>NIFTY INFO-TECH</b>	30,124.30	30,496.25	-1.22%	<b>ASIAN MARKETS</b>			
<b>NIFTY DEFENCE</b>	8,985.50	8,945.20	0.45%	<b>JAPAN - NIKKEI 225</b>	59,140.23	59,585.86	-0.75%
<b>NIFTY METAL</b>	12,786.25	12,892.20	-0.82%	<b>CHINA - SHANGHAI COMPOSITE</b>	4,093.25	4,106.26	-0.32%
<b>NIFTY OIL AND GAS</b>	11,414.00	11,501.05	-0.76%	<b>HONG KONG - HANG SENG</b>	25,915.20	26,163.24	-0.95%
<b>BSE PSU</b>	22,133.68	22,285.29	-0.68%	<b>SINGAPORE - STRAITS TIMES</b>	4,944.11	5,002.72	-1.17%
<b>NIFTY PSE</b>	10,649.70	10,681.60	-0.30%				
<b>NIFTY 10Y G-SEC</b>	2,611.94	2,616.73	-0.18%				



**MACROS**

Real GDP Growth Rate - 2026-27 (Projected)	6.90%	Repo Rate	5.25%
CPI Inflation - 2026-27 (Projected)	4.60%	India Government 10Y Bond Yield	6.95%
Market Capitalisation (in ₹ cr)	46,910,817.99	Spot Foreign Exchange Rate (INR/USD)	94.11
Investor Accounts (in cr)	22.45	Foreign Exchange Reserves (in \$ Bn)	700.95

**DERIVATIVES**

<b>Sensex Futures</b>	<b>30/04/2026</b>	<b>27/05/2026</b>	<b>25/06/2026</b>
	77,740	78,140	78,850
<b>NIFTY50 Futures</b>	<b>28/04/2026</b>	<b>26/05/2026</b>	<b>30/06/2026</b>
	24,166	24,265	24,412
<b>Brent Futures (\$ per barrel)</b>	<b>May-26</b>	<b>Jul-26</b>	<b>Oct-26</b>
	103.80	93.62	85.98
<b>INR/USD Forward Rate</b>	<b>1 Month</b>	<b>3 Months</b>	<b>12 Months</b>
	94.36	94.92	96.99

- MARKET SIGNALS**
- The BSE Sensex dropped 852.49 points, or 1.09%, to end at 77,664.00, while the Nifty 50 ended at 24,173.05, down 205.05 points, or 0.84%.
  - DII sold equities worth ₹1,048 Cr. FII sold equities worth of ₹2,078 Cr on Wednesday.
  - India's private sector activity expanded at a faster pace at the start of the financial year, with the HSBC Flash India Composite PMI Output Index rising to 58.3 in Apr from 57.0 in Mar, acc to S&P Global.
  - Oil prices extended their rally to a fourth straight session, with Brent crude hovering near \$104 per barrel after surging nearly 13% over the past 3 sessions.
  - India's real estate sector recorded a 72% y-o-y increase in capital inflows to ₹4.76 lakh cr in the Jan-Mar quarter of 2026, marking the highest quarterly investment on record.