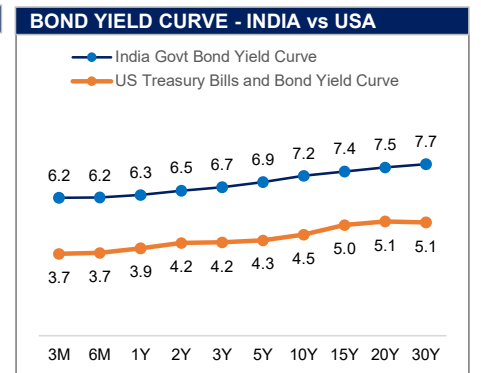
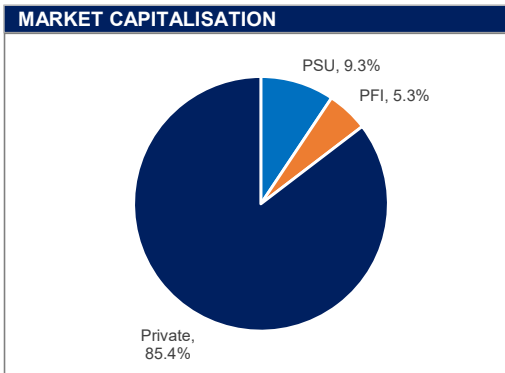
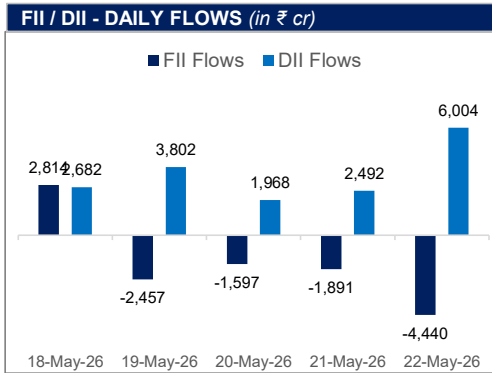




MARKET MONITOR

INDIAN INDICES				GLOBAL INDICES			
	CLOSE	P.CLOSE	CHANGE		CLOSE	P.CLOSE	CHANGE
NIFTY50	24,031.70	23,719.30	1.32%	USA MARKETS			
BSE SENSEX	76,488.96	75,415.35	1.42%	DOW JONES	50,579.70	50,285.66	0.58%
NIFTY MIDCAP 150	22,694.35	22,504.20	0.84%	S&P 500	7,473.47	7,445.72	0.37%
NIFTY SMALL CAP 250	16,976.40	16,775.30	1.20%	NASDAQ	29,481.64	29,357.27	0.42%
NIFTY AUTO	26,463.05	26,017.10	1.71%	EUROPEAN MARKETS			
NIFTY BANK	55,293.65	54,055.35	2.29%	UK - FTSE100	10,466.26	10,443.47	0.22%
NIFTY FMCG	50,157.75	50,249.80	-0.18%	FRANCE - CAC	8,244.71	8,115.75	1.59%
NIFTY HEALTHCARE	15,704.90	15,671.20	0.22%	GERMANY - DAX	25,261.39	24,888.56	1.50%
NIFTY INFO-TECH	28,979.85	28,912.50	0.23%	ASIAN MARKETS			
NIFTY DEFENCE	9,219.65	9,099.80	1.32%	JAPAN - NIKKEI 225	65,158.19	63,339.07	2.87%
NIFTY METAL	13,345.65	13,271.60	0.56%	CHINA - SHANGHAI COMPOSITE	4,152.57	4,112.90	0.96%
NIFTY OIL AND GAS	11,524.60	11,372.30	1.34%	HONG KONG - HANG SENG	25,606.03	25,386.52	0.86%
BSE PSU	21,274.45	20,972.55	1.44%	SINGAPORE - STRAITS TIMES	5,070.55	5,068.15	0.05%
NIFTY PSE	10,481.95	10,362.50	1.15%				
NIFTY 10Y G-SEC	2,594.35	2,593.27	0.04%				



MACROS

Real GDP Growth Rate - 2026-27 (Projected)	6.90%	Repo Rate	5.25%
CPI Inflation - 2026-27 (Projected)	4.60%	India Government 10Y Bond Yield	7.03%
Market Capitalisation (in ₹ cr)	4,62,25,220.26	Spot Foreign Exchange Rate (INR/USD)	95.24
Investor Accounts (in cr)	22.68	Foreign Exchange Reserves (in \$ Bn)	688.89

DERIVATIVES

	27-05-2026	25-06-2026	30-07-2026
Sensex Futures	76,605	76,946	77,258
NIFTY50 Futures	24,119	24,155	24,245
Brent Futures (\$ per barrel)	97.66	91.85	85.02
INR/USD Forward Rate	95.52	96.05	98.35

MARKET SIGNALS

- The BSE Sensex ended 1073.61 points, or 1.42%, higher at 76,488.96, while the Nifty 50 settled at 24,031.70, rising 312.40 points, or 1.32%.
- DII bought equities worth ₹6,004 Cr. FII sold equities worth of ₹4,440 Cr on Friday.
- Foreign company registrations in India reached a nine-year high of 101 in FY26, compared with 57 in FY25, according to an analysis of data from the Ministry of Corporate Affairs (MCA).
- India's forex reserves dropped \$8.094 billion to \$688.894 billion during the week ended May 15, as per Reserve Bank of India (RBI) data.
- Net foreign direct investment (FDI) into India rose sharply to \$7.65 billion in the FY26, according to RBI data. Net FDI stood at \$959 million in FY25.