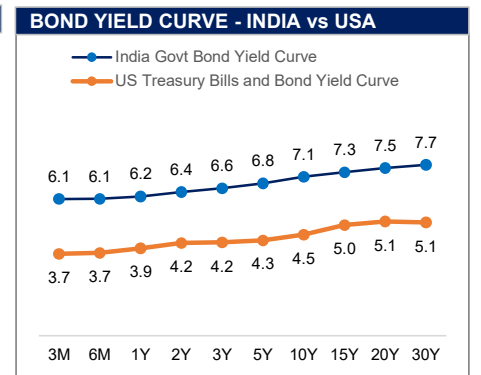
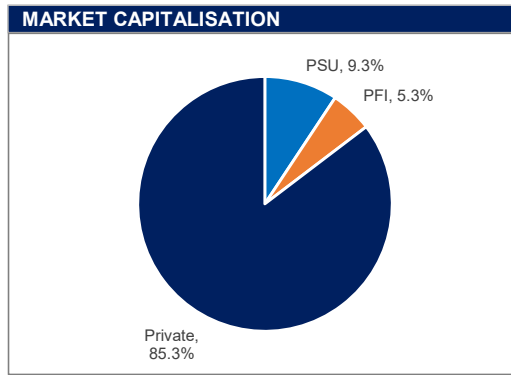
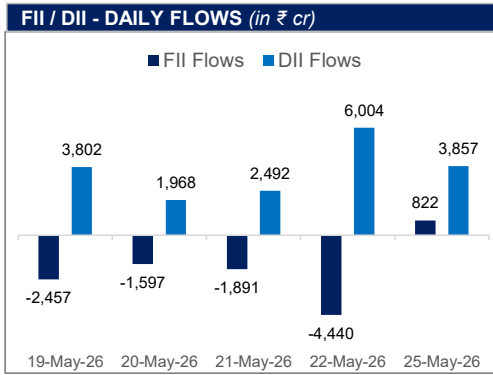




**MARKET MONITOR**

INDIAN INDICES	CLOSE	P.CLOSE	CHANGE	GLOBAL INDICES	CLOSE	P.CLOSE	CHANGE
<b>NIFTY50</b>	23,913.70	24,031.70	-0.49%	<b>USA MARKETS</b>			
<b>BSE SENSEX</b>	76,009.70	76,488.96	-0.63%	<b>DOW JONES</b>	50,579.70	50,285.66	0.58%
<b>NIFTY MIDCAP 150</b>	22,795.50	22,694.35	0.45%	<b>S&amp;P 500</b>	7,473.47	7,445.72	0.37%
<b>NIFTY SMALL CAP 250</b>	17,009.55	16,976.40	0.20%	<b>NASDAQ</b>	29,481.64	29,357.27	0.42%
<b>NIFTY AUTO</b>	26,480.50	26,463.05	0.07%	<b>EUROPEAN MARKETS</b>			
<b>NIFTY BANK</b>	55,092.90	55,293.65	-0.36%	<b>UK - FTSE100</b>	10,525.48	10,466.26	0.57%
<b>NIFTY FMCG</b>	50,227.35	50,157.75	0.14%	<b>FRANCE - CAC</b>	8,168.23	8,258.26	-1.09%
<b>NIFTY HEALTHCARE</b>	15,663.65	15,704.90	-0.26%	<b>GERMANY - DAX</b>	25,197.91	25,389.10	-0.75%
<b>NIFTY INFO-TECH</b>	28,978.50	28,979.85	0.00%	<b>ASIAN MARKETS</b>			
<b>NIFTY DEFENCE</b>	9,244.35	9,219.65	0.27%	<b>JAPAN - NIKKEI 225</b>	64,996.09	65,158.19	-0.25%
<b>NIFTY METAL</b>	13,492.55	13,345.65	1.10%	<b>CHINA - SHANGHAI COMPOSITE</b>	4,145.37	4,152.57	-0.17%
<b>NIFTY OIL AND GAS</b>	11,515.60	11,524.60	-0.08%	<b>HONG KONG - HANG SENG</b>	25,599.45	25,606.03	-0.03%
<b>BSE PSU</b>	21,223.10	21,274.45	-0.24%	<b>SINGAPORE - STRAITS TIMES</b>	5,028.80	5,070.55	-0.82%
<b>NIFTY PSE</b>	10,429.80	10,481.95	-0.50%				
<b>NIFTY 10Y G-SEC</b>	2,605.68	2,594.35	0.44%				



**MACROS**

<b>Real GDP Growth Rate - 2026-27 (Projected)</b>	6.90%	<b>Repo Rate</b>	5.25%
<b>CPI Inflation - 2026-27 (Projected)</b>	4.60%	<b>India Government 10Y Bond Yield</b>	7.03%
<b>Market Capitalisation (in ₹ cr)</b>	46,774,054.11	<b>Spot Foreign Exchange Rate (INR/USD)</b>	95.69
<b>Investor Accounts (in cr)</b>	22.68	<b>Foreign Exchange Reserves (in \$ Bn)</b>	688.89

**DERIVATIVES**

<b>Sensex Futures</b>	27/05/2026	25/06/2026	30/07/2026
	76,116	76,499	76,996
<b>NIFTY50 Futures</b>	26/05/2026	30/06/2026	28/07/2026
	23,911	23,997	24,087
<b>Brent Futures (\$ per barrel)</b>	Jun-26	Aug-26	Nov-26
	98.96	93.22	86.41
<b>INR/USD Forward Rate</b>	1 Month	3 Months	12 Months
	96.00	96.57	99.03

**MARKET SIGNALS**

- 1) The BSE Sensex dropped 479.26 points, or 0.63%, to end at 76,009.70, while the Nifty 50 ended at 23,913.70, down 118.00 points, or 0.49%.
- 2) DII bought equities worth ₹3,857 Cr. FII bought equities worth of ₹822 Cr on Monday.
- 3) MoSPI will launch a revised Index of Industrial Production with 2022-23 as the base year, adding sectors such as rare earth minerals, green energy, & waste management.
- 4) Taiwan's market capitalisation rose 3.5% to \$4.95 trillion, making it the world's fifth-largest stock market by market value, according to Bloomberg data.
- 5) Credit card spending increased 7.06% year-on-year in April 2026, supported by growth in PoS and e-commerce transactions, RBI data showed.