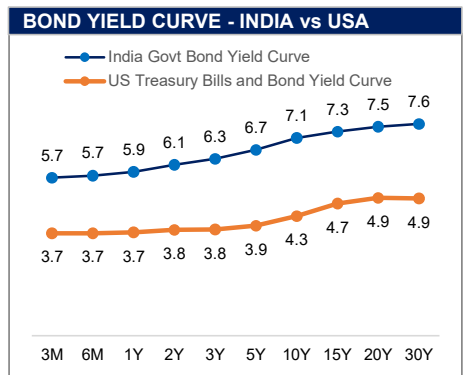
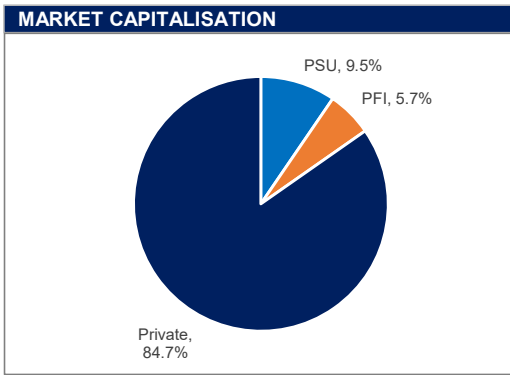
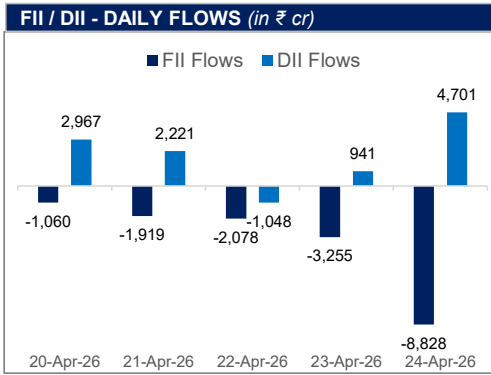




MARKET MONITOR

INDIAN INDICES				GLOBAL INDICES			
	CLOSE	P.CLOSE	CHANGE		CLOSE	P.CLOSE	CHANGE
NIFTY50	24,092.70	23,897.95	0.81%	USA MARKETS			
BSE SENSEX	77,303.63	76,664.21	0.83%	DOW JONES	49,230.71	49,310.32	-0.16%
NIFTY MIDCAP 150	22,198.45	21,875.95	1.47%	S&P 500	7,165.08	7,108.40	0.80%
NIFTY SMALL CAP 250	16,713.55	16,414.65	1.82%	NASDAQ	27,303.67	26,782.63	1.95%
NIFTY AUTO	26,053.15	25,652.85	1.56%	EUROPEAN MARKETS			
NIFTY BANK	56,264.30	56,089.75	0.31%	UK - FTSE100	10,395.04	10,379.08	0.15%
NIFTY FMCG	51,046.50	50,766.25	0.55%	FRANCE - CAC	8,192.10	8,157.82	0.42%
NIFTY HEALTHCARE	14,921.70	14,570.60	2.41%	GERMANY - DAX	24,283.71	24,128.98	0.64%
NIFTY INFO-TECH	29,159.15	28,530.60	2.20%	ASIAN MARKETS			
NIFTY DEFENCE	8,903.35	8,844.70	0.66%	JAPAN - NIKKEI 225	60,537.36	59,716.18	1.38%
NIFTY METAL	12,980.85	12,746.65	1.84%	CHINA - SHANGHAI COMPOSITE	4,086.34	4,079.90	0.16%
NIFTY OIL AND GAS	11,508.35	11,331.70	1.56%	HONG KONG - HANG SENG	25,925.65	25,978.07	-0.20%
BSE PSU	22,282.90	22,076.44	0.94%	SINGAPORE - STRAITS TIMES	4,892.73	4,922.86	-0.61%
NIFTY PSE	10,689.00	10,597.20	0.87%				
NIFTY 10Y G-SEC	2,605.79	2,606.02	-0.01%				



MACROS

Real GDP Growth Rate - 2026-27 (Projected)	6.90%	Repo Rate	5.25%
CPI Inflation - 2026-27 (Projected)	4.60%	India Government 10Y Bond Yield	6.94%
Market Capitalisation (in ₹ cr)	4,61,17,411.34	Spot Foreign Exchange Rate (INR/USD)	94.20
Investor Accounts (in cr)	22.45	Foreign Exchange Reserves (in \$ Bn)	703.31

DERIVATIVES

Sensex Futures	30-04-2026	27-05-2026	25-06-2026
	77,432	77,901	78,313
NIFTY50 Futures	28-04-2026	26-05-2026	30-06-2026
	24,127	24,220	24,340
Brent Futures (\$ per barrel)	May-26	Jul-26	Oct-26
	107.56	96.45	88.17
INR/USD Forward Rate	1 Month	3 Months	12 Months
	94.42	94.95	97.04

- MARKET SIGNALS**
- 1) The BSE Sensex ended 639.42 points, or 0.83%, higher at 77,303.63, while the Nifty 50 settled at 24,092.70, rising 194.75 points, or 0.81%.
 - 2) DII bought equities worth ₹4,701 Cr. FII sold equities worth of ₹8,828 Cr on Friday.
 - 3) According to a report by Fieldfisher, India recorded 18 deals in 2025 compared to 21 in 2024, while total investment rose from \$378 million to \$2 billion.
 - 4) Net FDI into India turned positive in Feb 2026 after six months of decline, acc to RBI data. Inflows exceeded outflows by \$4.6 billion, highest in nearly four years.
 - 5) Credit card spend touch 3-month high at ₹2.19 trillion in March: RBI data