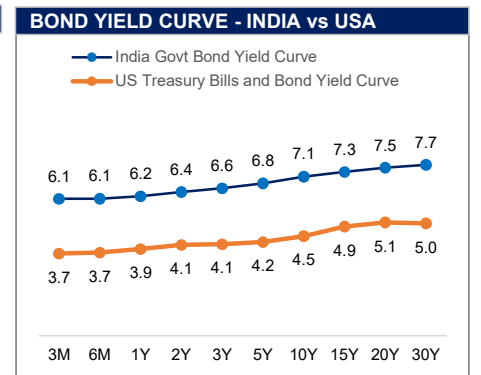
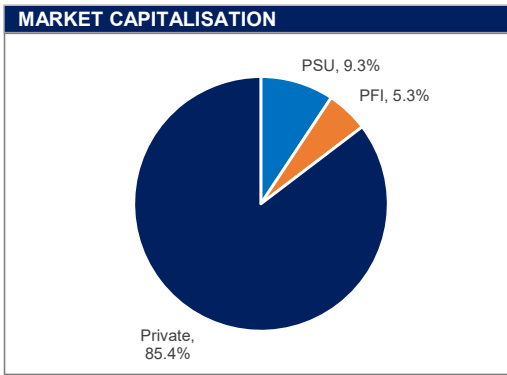
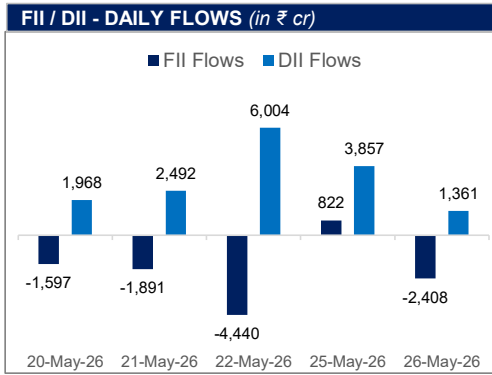




**MARKET MONITOR**

INDIAN INDICES				GLOBAL INDICES			
	CLOSE	P.CLOSE	CHANGE		CLOSE	P.CLOSE	CHANGE
NIFTY50	23,907.15	23,913.70	-0.03%	<b>USA MARKETS</b>			
BSE SENSEX	75,867.80	76,009.70	-0.19%	DOW JONES	50,461.68	50,579.70	-0.23%
NIFTY MIDCAP 150	22,884.90	22,795.50	0.39%	S&P 500	7,519.12	7,473.47	0.61%
NIFTY SMALL CAP 250	17,103.45	17,009.55	0.55%	NASDAQ	30,001.32	29,481.64	1.76%
NIFTY AUTO	26,864.20	26,480.50	1.45%	<b>EUROPEAN MARKETS</b>			
NIFTY BANK	54,853.85	55,092.90	-0.43%	UK - FTSE100	10,517.63	10,491.39	0.25%
NIFTY FMCG	50,141.90	50,227.35	-0.17%	FRANCE - CAC	8,247.30	8,173.11	0.91%
NIFTY HEALTHCARE	15,683.95	15,663.65	0.13%	GERMANY - DAX	25,345.57	25,184.89	0.64%
NIFTY INFO-TECH	28,906.70	28,978.50	-0.25%	<b>ASIAN MARKETS</b>			
NIFTY DEFENCE	9,253.75	9,244.35	0.10%	JAPAN - NIKKEI 225	64,999.41	64,996.09	0.01%
NIFTY METAL	13,718.30	13,492.55	1.67%	CHINA - SHANGHAI COMPOSITE	4,093.73	4,145.37	-1.25%
NIFTY OIL AND GAS	11,484.15	11,515.60	-0.27%	HONG KONG - HANG SENG	25,328.23	25,599.45	-1.06%
BSE PSU	21,301.70	21,223.10	0.37%	SINGAPORE - STRAITS TIMES	5,028.80	5,070.55	-0.82%
NIFTY PSE	10,475.30	10,429.80	0.44%				
NIFTY 10Y G-SEC	2,608.30	2,605.68	0.10%				



**MACROS**

Real GDP Growth Rate - 2026-27 (Projected)	6.90%	Repo Rate	5.25%
CPI Inflation - 2026-27 (Projected)	4.60%	India Government 10Y Bond Yield	7.00%
Market Capitalisation (in ₹ cr)	46,811,017.19	Spot Foreign Exchange Rate (INR/USD)	95.70
Investor Accounts (in cr)	22.68	Foreign Exchange Reserves (in \$ Bn)	688.89

**DERIVATIVES**

Sensex Futures	27/05/2026	25/06/2026	30/07/2026
	75,832	76,386	76,967
NIFTY50 Futures	30/06/2026	28/07/2026	25/08/2026
	24,006	24,101	24,220
Brent Futures (\$ per barrel)	Jun-26	Aug-26	Nov-26
	96.63	91.15	84.88
INR/USD Forward Rate	1 Month	3 Months	12 Months
	96.00	96.59	99.03

- MARKET SIGNALS**
- The BSE Sensex dropped 141.90 points, or 0.19%, to end at 75,867.80, while the Nifty 50 ended at 23,907.15, down 6.55 points, or 0.03%.
  - DII bought equities worth ₹1,361 Cr. FII sold equities worth of ₹2,408 Cr on Tuesday.
  - India's investment pipeline has hit a significant milestone. The project stalling rate, declined to a 12-year low of 5.5% in FY26, down from nearly 11% in 2014-15.
  - Brent crude oil futures fell around 3% to \$96.6 per barrel on Wednesday, near a five-week low, due to geopolitical factors.
  - The Nifty Midcap 100 index closed at a record high on Tuesday, ending the session up 0.54% at 62,299 after touching an intraday peak of 62,365.