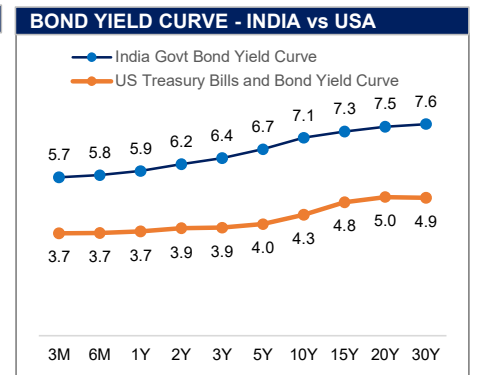
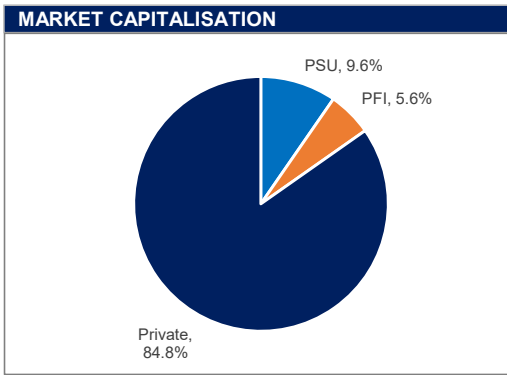
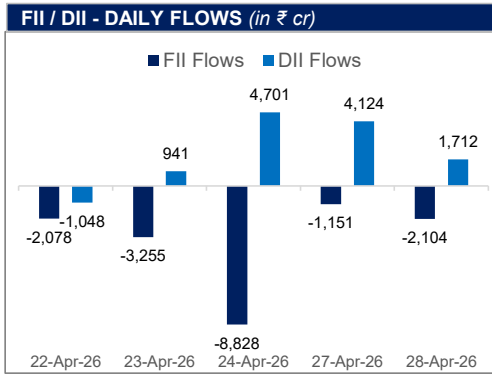




**MARKET MONITOR**

INDIAN INDICES	CLOSE	P.CLOSE	CHANGE	GLOBAL INDICES	CLOSE	P.CLOSE	CHANGE
<b>NIFTY50</b>	24,177.65	23,995.70	0.76%	<b>USA MARKETS</b>			
<b>BSE SENSEX</b>	77,496.36	76,886.91	0.79%	<b>DOW JONES</b>	49,141.93	49,167.79	-0.05%
<b>NIFTY MIDCAP 150</b>	22,212.35	22,220.75	-0.04%	<b>S&amp;P 500</b>	7,138.80	7,173.91	-0.49%
<b>NIFTY SMALL CAP 250</b>	16,804.40	16,721.85	0.49%	<b>NASDAQ</b>	27,029.01	27,305.68	-1.01%
<b>NIFTY AUTO</b>	26,085.75	25,790.35	1.15%	<b>EUROPEAN MARKETS</b>			
<b>NIFTY BANK</b>	55,403.60	55,400.35	0.01%	<b>UK - FTSE100</b>	10,258.40	10,332.79	-0.72%
<b>NIFTY FMCG</b>	51,771.80	50,882.75	1.75%	<b>FRANCE - CAC</b>	8,051.58	8,104.09	-0.65%
<b>NIFTY HEALTHCARE</b>	14,941.05	14,904.45	0.25%	<b>GERMANY - DAX</b>	23,967.19	24,018.26	-0.21%
<b>NIFTY INFO-TECH</b>	29,245.25	28,959.90	0.99%	<b>ASIAN MARKETS</b>			
<b>NIFTY DEFENCE</b>	9,012.30	8,913.25	1.11%	<b>JAPAN - NIKKEI 225</b>	59,917.46	60,537.36	-1.02%
<b>NIFTY METAL</b>	13,111.35	13,046.45	0.50%	<b>CHINA - SHANGHAI COMPOSITE</b>	4,107.51	4,078.64	0.71%
<b>NIFTY OIL AND GAS</b>	11,769.25	11,686.75	0.71%	<b>HONG KONG - HANG SENG</b>	26,111.84	25,679.78	1.68%
<b>BSE PSU</b>	22,170.37	22,238.49	-0.31%	<b>SINGAPORE - STRAITS TIMES</b>	4,860.97	4,887.69	-0.55%
<b>NIFTY PSE</b>	10,723.70	10,766.30	-0.40%				
<b>NIFTY 10Y G-SEC</b>	2,603.76	2,609.99	-0.24%				



**MACROS**

Real GDP Growth Rate - 2026-27 (Projected)	6.90%	Repo Rate	5.25%
CPI Inflation - 2026-27 (Projected)	4.60%	India Government 10Y Bond Yield	7.00%
Market Capitalisation (in ₹ cr)	4,66,66,067.81	Spot Foreign Exchange Rate (INR/USD)	94.85
Investor Accounts (in cr)	22.45	Foreign Exchange Reserves (in \$ Bn)	703.31

**DERIVATIVES**

	30-04-2026	27-05-2026	25-06-2026
<b>Sensex Futures</b>	77,516	78,045	78,423
	26-05-2026	30-06-2026	28-07-2026
<b>NIFTY50 Futures</b>	24,232	24,360	24,515
	May-26	Jul-26	Oct-26
<b>Brent Futures (\$ per barrel)</b>	114.46	101.25	90.23
	1 Month	3 Months	12 Months
<b>INR/USD Forward Rate</b>	95.10	95.58	97.72

- MARKET SIGNALS**
- 1) The BSE Sensex ended 609.45 points, or 0.79%, higher at 77,496.36, while the Nifty 50 settled at 24,177.65, rising 181.95 points, or 0.76%.
  - 2) DII bought equities worth ₹1,712 Cr. FII sold equities worth of ₹2,104 Cr on Tuesday.
  - 3) Index of Industrial Production (IIP) grew 4.1% y-o-y in March 2026, supported by manufacturing, mining, capital goods, and infrastructure.
  - 4) The Indian rupee weakened to around 94.85 per U.S. dollar, close to its record low of 95.21.
  - 5) Crude oil prices declined about 1%, with MCX crude at ₹9,417 per barrel, following global market weakness after the UAE's planned exit from OPEC effective May 1.