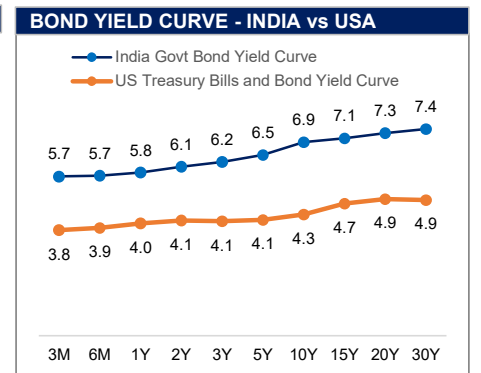
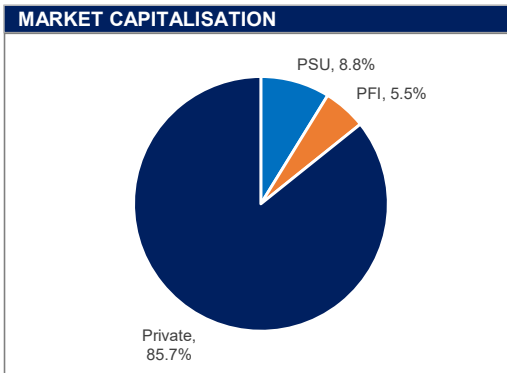
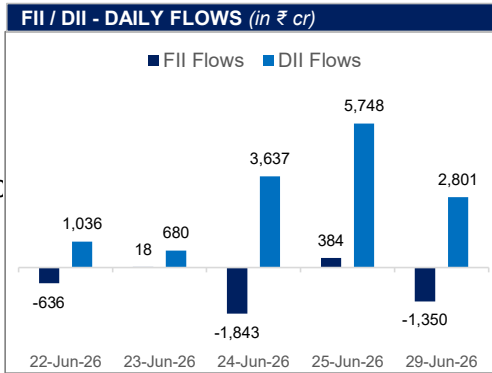




MARKET MONITOR

INDIAN INDICES				GLOBAL INDICES			
	CLOSE	P.CLOSE	CHANGE		CLOSE	P.CLOSE	CHANGE
NIFTY50	23,865.75	23,946.25	-0.34%	USA MARKETS			
BSE SENSEX	76,478.67	76,728.37	-0.33%	DOW JONES	52,182.74	51,876.11	0.59%
NIFTY MIDCAP 150	22,774.25	22,679.65	0.42%	S&P 500	7,440.43	7,354.02	1.18%
NIFTY SMALL CAP 250	17,720.30	17,619.60	0.57%	NASDAQ	29,774.75	29,118.24	2.25%
NIFTY AUTO	26,479.80	26,417.60	0.24%	EUROPEAN MARKETS			
NIFTY BANK	57,542.90	57,727.35	-0.32%	UK - FTSE100	10,590.11	10,484.22	1.01%
NIFTY FMCG	48,794.20	49,127.65	-0.68%	FRANCE - CAC	8,411.04	8,367.33	0.52%
NIFTY HEALTHCARE	16,139.75	16,113.40	0.16%	GERMANY - DAX	24,926.64	24,626.89	1.22%
NIFTY INFO-TECH	26,299.05	27,038.50	-2.73%	ASIAN MARKETS			
NIFTY DEFENCE	9,519.40	9,391.00	1.37%	JAPAN - NIKKEI 225	70,062.32	69,468.11	0.86%
NIFTY METAL	12,519.15	12,545.00	-0.21%	CHINA - SHANGHAI COMPOSITE	4,094.40	4,073.90	0.50%
NIFTY OIL AND GAS	11,030.25	11,012.05	0.17%	HONG KONG - HANG SENG	22,881.02	23,026.68	-0.63%
BSE PSU	20,849.88	20,883.68	-0.16%	SINGAPORE - STRAITS TIMES	5,170.65	5,208.75	-0.73%
NIFTY PSE	9,980.70	9,969.50	0.11%				
NIFTY 10Y G-SEC	2,667.27	2,661.32	0.22%				



MACROS

Real GDP Growth Rate - 2026-27 (Projected)	6.60%	Repo Rate	5.25%
CPI Inflation - 2026-27 (Projected)	5.10%	India Government 10Y Bond Yield	6.70%
Market Capitalisation (in ₹ cr)	4,72,74,146.70	Spot Foreign Exchange Rate (INR/USD)	94.67
Investor Accounts (in cr)	22.90	Foreign Exchange Reserves (in \$ Bn)	672.59

DERIVATIVES

Sensex Futures	30/07/2026	27/08/2026	24/09/2026
	76,977	77,566	78,188
NIFTY50 Futures	30/06/2026	28/07/2026	25/08/2026
	23,839	23,975	24,071
Brent Futures (\$ per barrel)	Jul-26	Sep-26	Dec-26
	73.05	73.88	73.04
INR/USD Forward Rate	1 Month	3 Months	12 Months
	94.92	95.43	97.47

MARKET SIGNALS

- The BSE Sensex dropped 249.70 points, or 0.33%, to end at 76,478.67, while the Nifty 50 ended at 23,865.75, down 80.50 points, or 0.34%.
- DII bought equities worth ₹2,801 Cr. FII sold equities worth of ₹1,350 Cr on Monday.
- Japanese yen falls to a 40-year low against the US dollar, weakening to 162.41 per US dollar, its lowest level since 1986.
- India's industrial output grows 5.1% y-o-y in May 2026, up from 4.9% in April, acc to the latest Index of Industrial Production (IIP) quick estimates released by MoSPI.
- MCX gold traded at around ₹1,42,623 per 10 grams, up ₹221 (0.16%). MCX silver traded above ₹2.25 lakh per kg, up by nearly ₹5,000.